

# Cassette 4-way Flow Comfort for large room



Single phase

ALL DC i-PAM

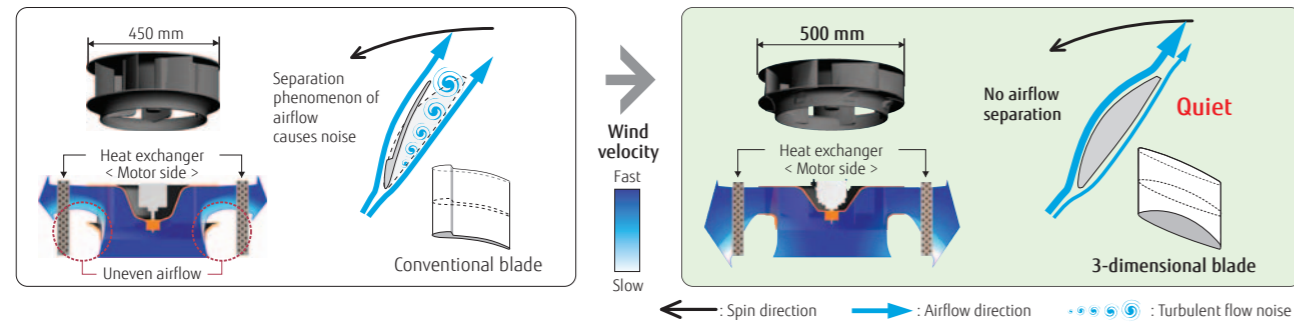
Economy Changeover Up/Down Adjust Restart Duct Distributing +Setback Filter Blue Fin

## Features

### High efficiency turbo fan with 3-dimensional blade

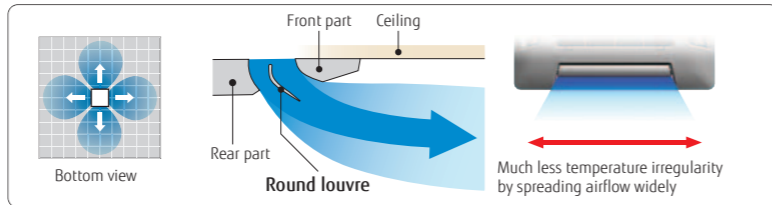
Previous turbo fan: Air passing through the heat exchanger was uneven and the air would only flow close to the ceiling.

New turbo fan: High efficiency airflow distribution has been achieved by the introduction of a 3 dimensional blade which increases the air passing over the heat exchanger.




### Improvement of the airflow distribution

New louvre: The louvre design distributes air leaving a space between the chassis and the ceiling allowing for wide and uniform airflow distribution.

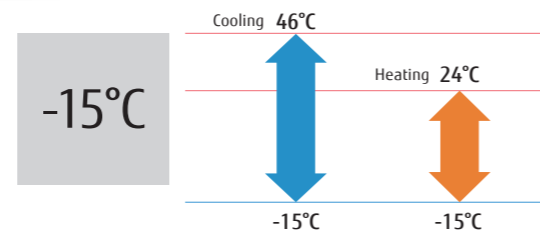


### Adjustment of hanger position is possible after installation

Hanging bracket can be checked directly by removing the corner cover. Hanging position can be arranged easily.



### Low ambient operation



Model : AUYG30LRLE / AUYG36LRLE / AUYG45LRLA / AUYG54LRLA / AUYG36LRLA [3phase] / AUYG45LRLA [3phase] / AUYG54LRLA [3phase]



Wired R.C.



For AUYG30/36LRLE



For AUYG36/45/54LRLA

## Specifications

Model No.	Indoor unit				Outdoor unit				
	AUYG30LRLE	AUYG36LRLE	AUYG45LRLA	AUYG54LRLA	AUYG36LRLA	AUYG45LRLA	AUYG54LRLA		
Power Source	Single-phase, ~230V, 50Hz				3-phase, ~400V, 50Hz				
Capacity	Cooling	8.5 (2.8-10.0)	10.0 (2.8-11.2)	12.5 (4.0-14.0)	13.3 (4.5-14.5)	10.0 (4.7-11.4)	12.5 (5.0-14.0)	14.0 (5.4-16.0)	
	Heating	10.0 (2.7-11.2)	11.2 (2.7-12.7)	14.0 (4.2-16.2)	16.0 (4.7-16.5)	11.2 (5.0-14.0)	14.0 (5.4-16.2)	16.0 (5.8-18.0)	
Input Power	Cooling/Heating	2.65/2.77	3.12/3.02	3.88/3.77	4.42/4.69	2.44/2.56	3.54/3.58	4.36/4.43	
	Cooling	3.21	3.21	3.22	3.01	4.10	3.53	3.21	
EER	Cooling	3.61	3.71	3.71	3.41	4.38	3.91	3.61	
	Heating	-	-	-	-	-	-	-	
Pdesign	Cooling/Heating(-10°C)	8.5/8.0	10.0/8.7	-	-	10.0/10.0	-	-	
	Cooling	6.50	6.30	-	-	6.50	-	-	
SEER	Cooling	4.30	4.20	-	-	4.30	-	-	
	Heating (Average)	-	-	-	-	-	-	-	
SCOP	Cooling	A++	A++	-	-	A++	-	-	
	Heating (Average)	A+	A+	-	-	A+	-	-	
Max. Operating Current	Cooling/Heating	17.0/17.0	18.5/20.0	20.5/20.5	21.5/21.5	7.9/7.9	8.9/8.9	9.9/9.9	
	Cooling	458	555	-	-	538	-	-	
Annual Energy Consumption	Cooling	2604	2897	-	-	3253	-	-	
	Heating	-	-	-	-	-	-	-	
Moisture Removal	Cooling	2.5	3.5	4.5	5.0	3.0	4.5	5.0	
	Heating	-	-	-	-	-	-	-	
Sound Pressure Level	Indoor (Cooling)	H/M/L/Q	40/38/36/32	43/38/36/32	46/42/40/36	47/43/41/37	44/39/36/33	46/42/40/36	47/43/41/37
	Indoor (Heating)	H/M/L/Q	40/38/36/32	43/38/36/32	46/42/40/36	47/43/41/37	44/39/36/33	46/42/40/36	47/43/41/37
	Outdoor (Cooling/Heating)	High	53/55	54/55	55/55	55/57	51/53	54/54	55/56
Sound Power Level	Indoor (Cooling/Heating)	High	54/54	57/57	-	-	58/58	-	-
	Outdoor (Cooling/Heating)	High	68/69	69/70	-	-	67/69	-	-
	Indoor / Outdoor	High	1600/3600	1800/3800	1900/6750	2000/6750	1800/6200	1900/6750	2000/6900
Net Dimensions H x W x D	Indoor	mm	288x840x840	288x840x840	288x840x840	288x840x840	288x840x840	288x840x840	288x840x840
	kg(lbs)	26 (57)	26 (57)	26 (57)	26 (57)	26 (57)	26 (57)	26 (57)	26 (57)
Weight	Outdoor	mm	830x900x330	830x900x330	1290x900x330	1290x900x330	1290x900x330	1290x900x330	1290x900x330
	kg(lbs)	61 (135)	61 (135)	86 (190)	86 (190)	104 (229)	104 (229)	104 (229)	104 (229)
Connection Pipe Diameter (Liquid / Gas)	mm	9.52/15.88	9.52/15.88	9.52/15.88	9.52/15.88	9.52/15.88	9.52/15.88	9.52/15.88	
	mm	25.0/32.0	25.0/32.0	25.0/32.0	25.0/32.0	25.0/32.0	25.0/32.0	25.0/32.0	
Drain hose Diameter (I.D./O.D.)	m	50 (20)	50 (20)	50 (20)	50 (20)	75 (30)	75 (30)	75 (30)	
	m	30	30	30	30	30	30	30	
Max Pipe Length (Pre-Charge)	°CDB	-15 to 46	-15 to 46	-15 to 46	-15 to 46	-15 to 46	-15 to 46	-15 to 46	
	°CDB	-15 to 24	-15 to 24	-15 to 24	-15 to 24	-15 to 24	-15 to 24	-15 to 24	
Operation Range	Cooling	-15 to 46	-15 to 46	-15 to 46	-15 to 46	-15 to 46	-15 to 46	-15 to 46	
	Heating	-15 to 24	-15 to 24	-15 to 24	-15 to 24	-15 to 24	-15 to 24	-15 to 24	
Refrigerant	Type (Global Warming Potential)	R410A (2,088)	R410A (2,088)	R410A (2,088)	R410A (2,088)	R410A (2,088)	R410A (2,088)	R410A (2,088)	
	Charge	g	2,100	2,100	3,350	3,350	3,450	3,450	3,450
Cassette Grille	Model name	UTG-UGYA-W	UTG-UGYA-W	UTG-UGYA-W	UTG-UGYA-W	UTG-UGYA-W	UTG-UGYA-W	UTG-UGYA-W	
	Dimensions (H x W x D)	mm	50x950x950	50x950x950	50x950x950	50x950x950	50x950x950	50x950x950	50x950x950
	Weight	kg(lbs)	5.5 (12)	5.5 (12)	5.5 (12)	5.5 (12)	5.5 (12)	5.5 (12)	5.5 (12)

## Optional parts

Wired Remote Controller:	UTY-RNNYM, UTY-RVNYM	Panel Spacer:	UTG-BKXA-W
Simple Remote Controller:	UTY-RSNYM	Air Outlet Shutter Plate:	UTR-YDZK
IR Receiver Kit:	UTY-LRHYA2	Insulation Kit For High Humidity:	UTZ-KXRA
Wide Panel:	UTG-AKXA-W	Fresh Air Intake Kit:	UTZ-VXRA



## Dimensions

(Unit : mm)

