

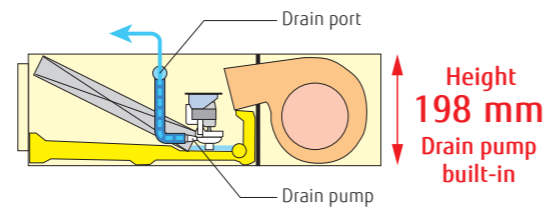
Slim Duct Slim & Comfort



Features


Slim design

The slim design allows installations where ceilings are narrow. Drain hose as standard accessory



Flexible installation

2-type installation methods of ceiling concealed and floor concealed can be selected.



Selectable with a wide range of static pressure

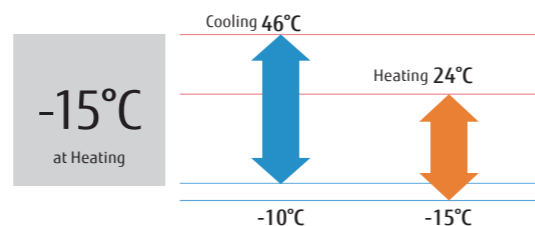
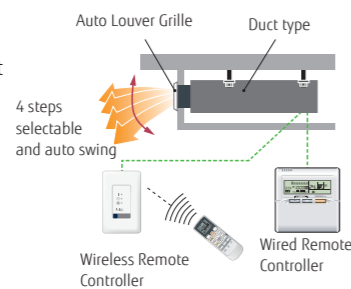
By using the DC fan motor, it is possible to change the static pressure range from 0 to 90 Pa. The change of static pressure range is possible by remote controller.



Static pressure range
0 to 90 Pa

Auto Louver Grille Kit (Option)


Simple flat Auto Louver will provide comfort airflow and harmonize with luxury interior.




Model : ARYG12LLTB / ARYG14LLTB / ARYG18LLTB



Wired R.C.



ARYG12/14LLTB



ARYG18LLTB

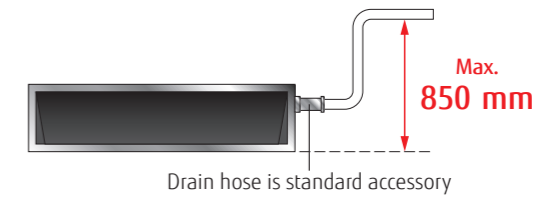


Specifications

Model No.	Indoor unit		ARYG12LLTB	ARYG14LLTB	ARYG18LLTB	
	Outdoor unit		AOYG12LALL	AOYG14LALL	AOYG18LALL	
Power Source	Single-phase, ~230V, 50Hz					
Capacity	Cooling	kW	3.5 (0.9-4.4)	4.3 (0.9-5.4)	5.2 (0.9-5.9)	
	Heating	kW	4.1 (0.9-5.7)	5.0 (0.9-6.5)	6.0 (0.9-7.5)	
Input Power	Cooling/Heating		1.05/1.11	1.33/1.34	1.62/1.66	
	Cooling	W/W	3.33	3.21	3.21	
COP	Heating		3.69	3.71	3.61	
	Cooling/Heating(-10°C)		3.5/4.2	4.3/4.5	5.2/5.2	
SEER	Cooling		5.90	5.80	6.20	
	Heating		4.00	3.90	4.10	
SCOP	Cooling		A+	A+	A++	
	Heating		A+	A	A+	
Max. Operating Current	Cooling/Heating		7.5/10.0	9.0/12.5	9.0/12.5	
	Cooling	kWh/a	207	259	293	
Annual Energy Consumption	Heating		1467	1614	1774	
	Moisture Removal		l/h	1.3	1.5	2.0
Sound Pressure Level	Indoor (Cooling)	H/M/L/Q	29/28/26/25	32/30/28/26	32/30/29/27	
	Indoor (Heating)	H/M/L/Q	29/28/26/24	32/30/28/25	32/30/29/27	
	Outdoor (Cooling/Heating)	High	47/48	49/49	50/50	
Sound Power Level	Indoor (Cooling/Heating)	High	58/58	60/60	58/58	
	Outdoor (Cooling/Heating)	High	61/63	62/64	62/65	
	Airflow Rate	Indoor / Outdoor	m³/h	650/1780	800/1910	940/2000
Static pressure range (Standard)			Pa	0 to 90 (25)	0 to 90 (25)	
			mm	198×700×620	198×700×620	198×900×620
Net Dimensions	Indoor		kg(lbs)	19 (42)	19 (42)	23 (51)
	Outdoor		mm	578×790×300	578×790×300	578×790×300
Weight			kg(lbs)	40 (88)	40 (88)	40 (88)
	Connection Pipe Diameter (Liquid / Gas)		mm	6.35/9.52	6.35/12.70	6.35/12.70
Drain hose Diameter (I.D./O.D.)			mm	25/32	25/32	25/32
	Max Pipe Length (Pre-Charge)		m	25 (15)	25 (15)	25 (15)
Max Height Difference				15	15	15
	Cooling	°CDB		-10 to 46	-10 to 46	-10 to 46
Operation Range	Heating			-15 to 24	-15 to 24	-15 to 24
	Type (Global Warming Potential)			R410A (2,088)	R410A (2,088)	R410A (2,088)
Refrigerant	Charge		g	1,150	1,250	1,250

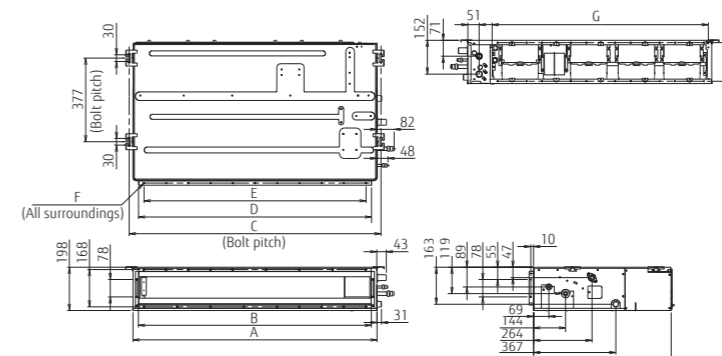
Optional parts

- Wired Remote Controller: UTY-RNNYM, UTY-RVNYM
- Simple Remote Controller: UTY-RSNYM
- IR Receiver Kit: UTY-LRHYM
- Remote Sensor Unit: UTY-XSZX
- Auto Louver Grille Kit: UTD-GXTA-W (For ARYG12 / 14LLTB)
UTD-GXTB-W (For ARYG18LLTB)



Dimensions

(Unit : mm)



	ARYG12 / 14LLTB	ARYG18LLTB
A	700	900
B	650	850
C	734	934
D	650	850
E	P100x6=600	P100x8=800
F	18xØ5	22xØ5
G	574	774